

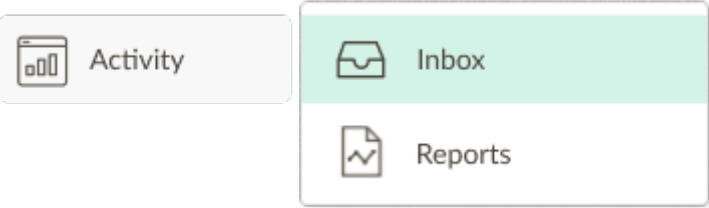
Analytics and Reports

Check the usage of your employees' vcards and the submitted forms

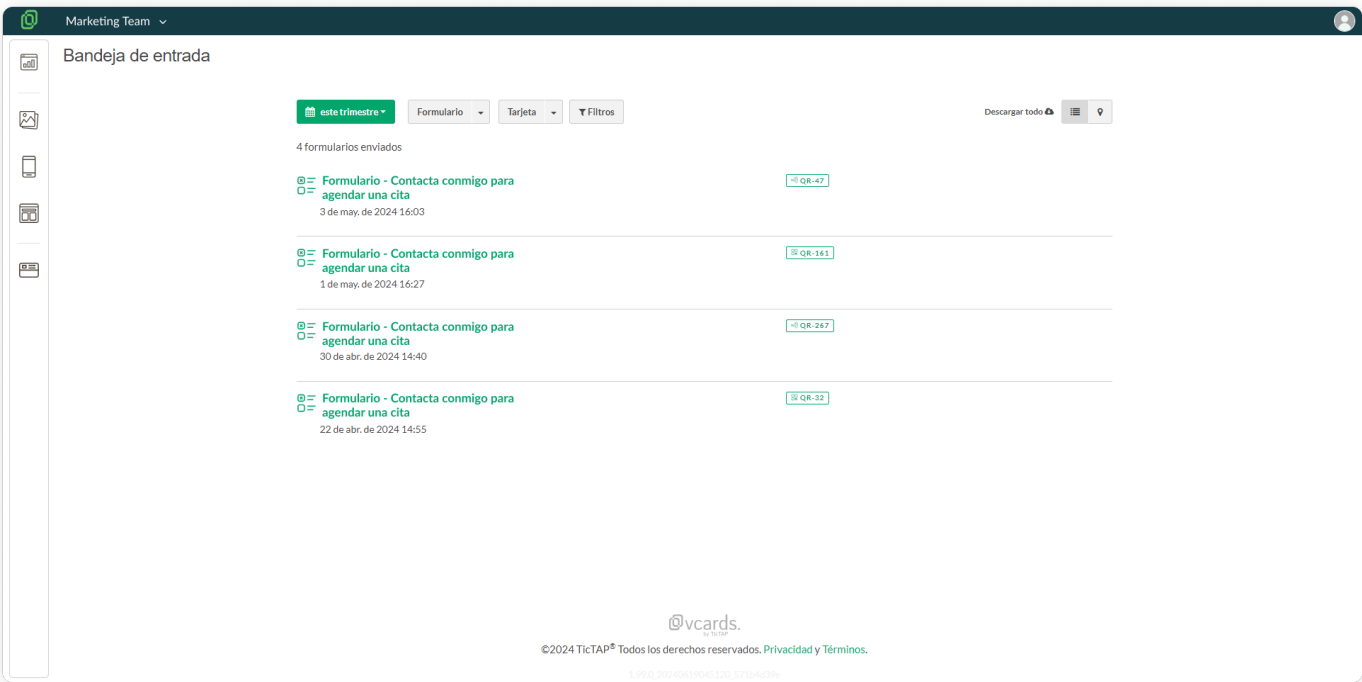
- [Consult form data](#)
- [Consult reports](#)

Consult form data

To view submitted forms from your app, go to the left sidebar menu and select *Activity > Inbox*:



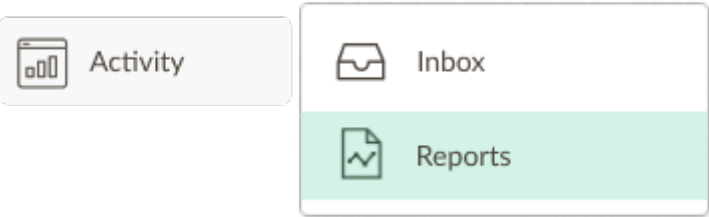
Here you will find all the forms submitted by your team. You can filter them by date, form, or category:



?? Please note that you will only see forms if you have created a form in your app and if forms have been submitted.

Consult reports

To review the reports for each of your cards and brands, navigate to *Activity > Reports*.



In this section, you can observe the number of visits, the number of submitted forms, and the last visit date for each card or brand. Here, you can understand how your company's vcards are used, such as which departments use them the most.

Marketing Team

Informes

TarjetasMarcas

Últimos 7 días

Ordenado por visitada recientemente

10 resultados

Calvin Hughes Última visita el 25 de jun. de 2024 11:00 Último formulario: 6 de sep. de 2023 21:12	3 visitas	0 formularios enviados	Ver informe
Wayne Trematick Última visita el 25 de jun. de 2024 9:06 Último formulario: 20 de jul. de 2023 14:19	1 visitas	0 formularios enviados	Ver informe
Adam Padley Última visita el 24 de jun. de 2024 13:12	3 visitas	0 formularios enviados	Ver informe
Joe Lynch Última visita el 23 de jun. de 2024 10:36	20 visitas	0 formularios enviados	Ver informe
Adam Lolley Última visita el 21 de jun. de 2024 23:56 Último formulario: 27 de feb. de 2024 19:06	3 visitas	0 formularios enviados	Ver informe
QR-84 Última visita el 21 de jun. de 2024 15:41	6 visitas	0 formularios enviados	Ver informe
Steve Liddell	4	0	

If you want to access the complete report for each card, click on the "View report" button. Here, you will have a more detailed report on the card's analytics, such as Visits by language, Visits by device, or Visits by browser.

Marketing Team

Informe de la Etiqueta

ANALÍTICA

del 19 de jun. de 2023 al 25 de jun. de 2024

Calvin Hughes

193

Visitas

3

3 formularios enviados

2% de las visitas han rellenado formulario

Visitas

Formularios enviados

Actividad

193 visitas

Visitas por idioma

Idioma	Total		
en_GB	144		74.61%
en_US	37		19.17%
es_ES	11		5.7%

Visitas por dispositivo

Device	Total		
Apple iPhone	127		65.8%
desktop	49		25.39%
unknown	10		5.18%

Visitas por Navegador

Browser	Total		
Mobile Safari	109		56.48%
Microsoft Edge	19		9.84%
unknown	19		9.84%