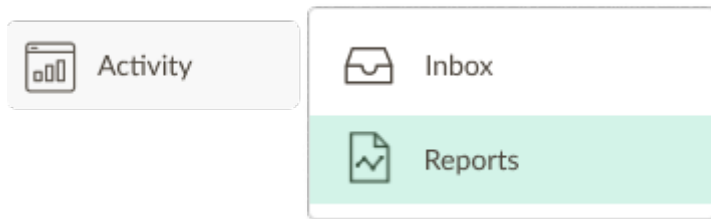
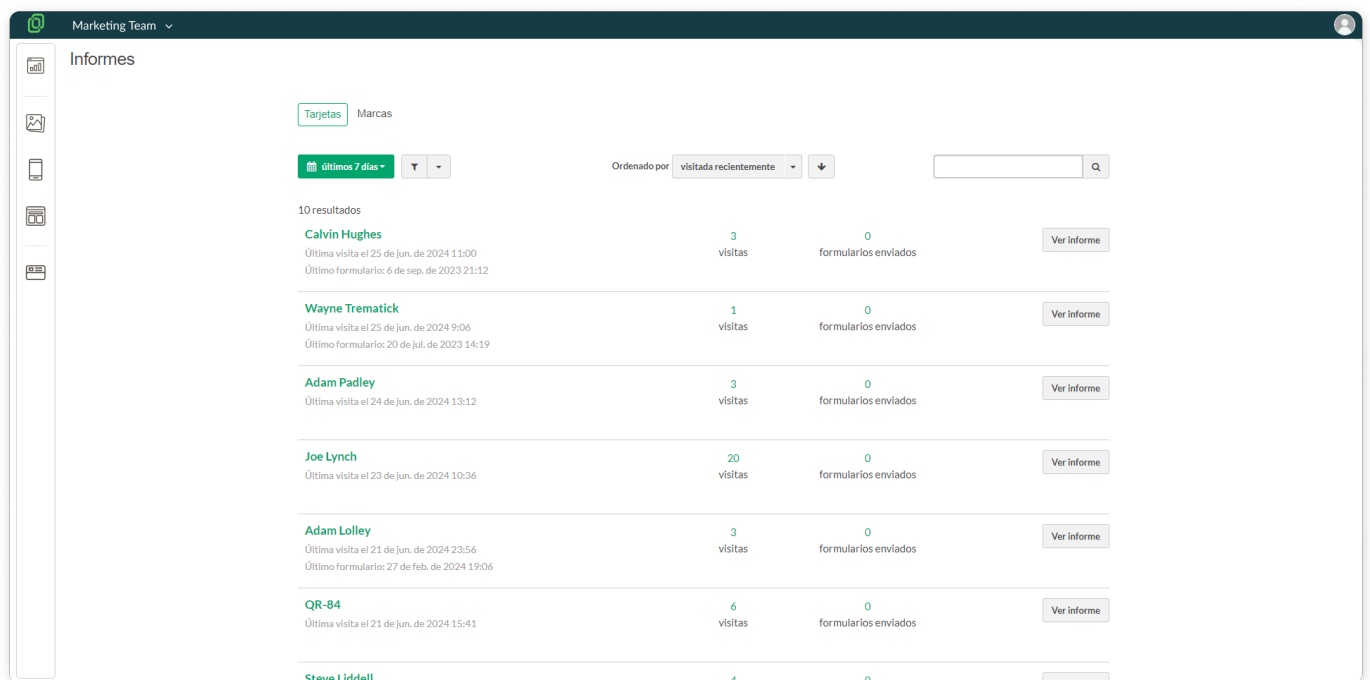


Consult reports

To review the reports for each of your cards and brands, navigate to *Activity > Reports*.



In this section, you can observe the number of visits, the number of submitted forms, and the last visit date for each card or brand. Here, you can understand how your company's vcards are used, such as which departments use them the most.



If you want to access the complete report for each card, click on the "View report" button. Here, you will have a more detailed report on the card's analytics, such as Visits by language, Visits by device, or Visits by browser.

- 📄
- 📊
- 📱
- 📅
- 📧

Informe de la Etiqueta

ANALÍTICA

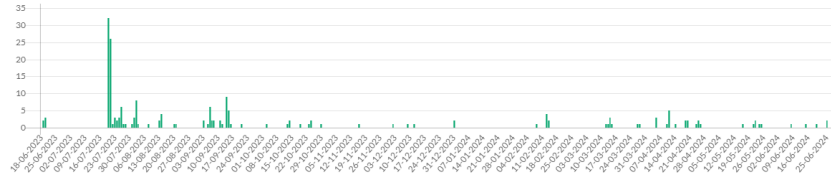
del 19 de jun. de 2023 al 25 de jun. de 2024

Calvin Hughes

193 Visitas	3 3 formularios enviados 2% de las visitas han rellenado formulario
-----------------------	--

Visitas Formularios enviados Actividad

193 visitas



Visitas por idioma

Idioma	Total	Porcentaje
en_GB	144	74.61%
en_US	37	19.17%
es_ES	11	5.7%

Visitas por dispositivo

Device	Total	Porcentaje
Apple iPhone	127	65.8%
desktop	49	25.39%
unknown	10	5.18%

Visitas por Navegador

Browser	Total	Porcentaje
Mobile Safari	109	56.48%
Microsoft Edge	19	9.84%
unknown	19	9.84%